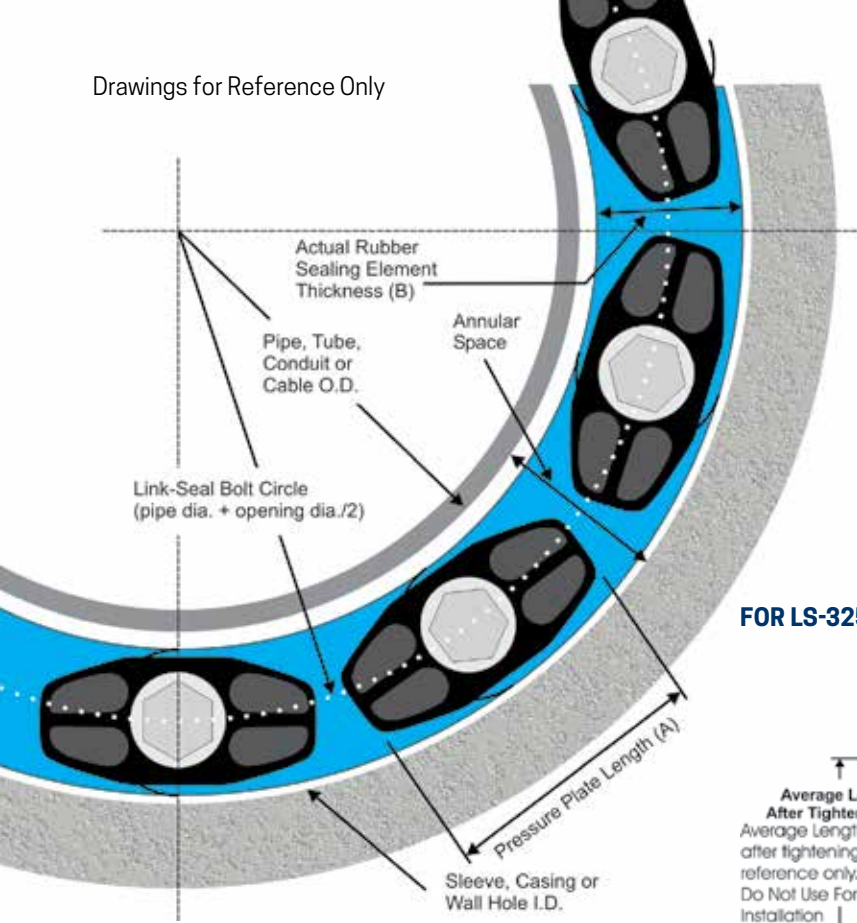
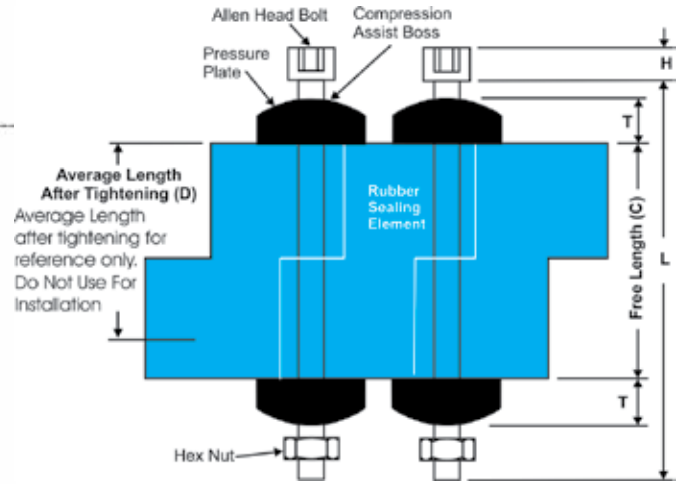


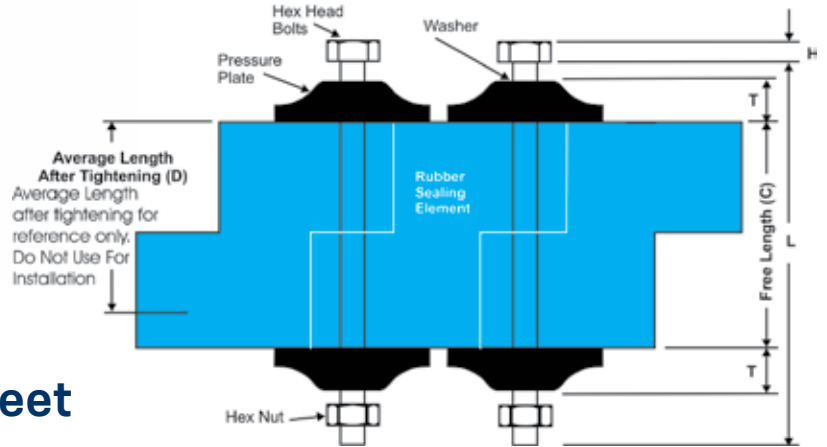
Drawings for Reference Only



FOR LS-200 THROUGH LS-315



FOR LS-325 THROUGH LS-650



Technical Data Submittal Sheet

Supplement 11/06/2018

*** DIMENSIONAL DATA FOR MODELS C, L, O, S-316, S61, LS-316 & OS-316**

LINK-SEAL® Model No.	Rubber Sealing Elements			Pressure Plates		Bolts				Weight for 10 Link Sections (lbs)	Min. Required Seating Width
	Actual Thickness (B)	Free Length (C)	Avg. Length After Tightening (D)	(A)	(T)	Allen Head Hex Across Flats	(H)	Thread Size	(L)		
LS-200-*	0.48"	1.75"	1.38"	1.06"	0.31"	4mm Allen (0.157")	4.95mm (0.195")	M5-0.8	65mm (2.559")	0.70	2.25"
LS-275-*	0.61"	1.75"	1.38"	0.97"	0.31"	4mm Allen (0.157")	4.95mm (0.195")	M5-0.8	65mm (2.559")	0.75	2.25"
LS-300-*	0.69"	2.37"	1.87"	1.56"	0.44"	6mm Allen (0.236")	7.87mm (0.310")	M8-1.25	90mm (3.543")	2.15	3.00"
LS-315-*	0.81"	2.37"	1.87"	1.44"	0.44"	6mm Allen (0.236")	7.87mm (0.310")	M8-1.25	90mm (3.543")	2.30	3.00"
LS-325-*	0.88"	2.63"	2.00"	3.13"	1.00"	13mm (0.511")	5.30mm (0.215")	M8-1.25	110mm (4.33")	5.50	4.00"
LS-340-*	1.00"	2.70"	2.25"	1.48"	0.66"	13mm (0.511")	5.30mm (0.215")	M8-1.25	110mm (4.33")	3.30	4.00"
LS-360-*	1.24"	2.70"	2.25"	2.05"	0.77"	13mm (0.511")	5.30mm (0.215")	M8-1.25	110mm (4.33")	5.10	4.00"
LS-400-*	1.38"	3.50"	2.75"	3.50"	1.06"	17mm (0.669")	6.40mm (0.250")	M10-1.5	130mm (5.118")	12.00	5.00"
LS-410-*	1.43"	3.37"	2.87"	2.52"	0.88"	17mm (0.669")	6.40mm (0.250")	M10-1.5	130mm (5.118")	8.20	5.00"
LS-425-*	1.06"	3.00"	2.25"	3.50"	1.19"	17mm (0.669")	6.40mm (0.250")	M10-1.5	130mm (5.118")	10.00	5.00"
LS-475-*	1.56"	3.38"	2.63"	2.63"	0.88"	17mm (0.669")	6.40mm (0.250")	M10-1.5	130mm (5.118")	10.00	5.00"
LS-500-*	2.25"	3.75"	2.75"	3.63"	1.06"	19mm (0.748")	7.50mm (0.300")	M12-1.75	140mm (5.511")	22.50	5.00"
LS-525-*	2.06"	3.75"	2.87"	3.63"	1.06"	19mm (0.748")	7.50mm (0.300")	M12-1.75	140mm (5.511")	21.00	5.00"
LS-575-*	1.81"	3.75"	3.00"	3.00"	1.00"	19mm (0.748")	7.50mm (0.300")	M12-1.75	140mm (5.511")	15.50	5.00"
LS-615-*	3.09"	4.00"	3.00"	6.00"	1.90"	24mm (0.944")	10.57mm (0.416")	5/8-11	185mm (7.280")	60.60	6.00"
LS-650-*	2.71"	3.98"	3.00"	3.96"	1.19"	19mm (0.748")	7.50mm (0.300")	M12-1.75	140mm (5.511")	26.10	6.00"

Visit www.gptindustries.com for literature and installation instructions

LINK-SEAL® Modular Seal Model Properties

WITH EPDM SEAL ELEMENTS EPDM (Black & Blue)



*Sustained operation near temperature limits may affect life expectancy.

Model “C” LINK-SEAL® Modular Seal
Suitable for direct ground burial, normal atmospheric conditions, and conditions with occasional or periodic water contact. Provides electrical isolation where cathodic protection is required.

Type: Standard
Seal Element: EPDM (Black) or EPDM (Blue)
Pressure Plates: Reinforced Nylon Polymer
Bolts & Nuts: Steel with 2-part Zinc Dichromate & proprietary corrosion inhibiting coating.
Temp. Range: -40° to 250° F (-40° to 121° C)*

Model “S-316” LINK-SEAL® Modular Seal
For chemical processing & waste water treatment. High level of water-resistance, resistant to most inorganic acids and alkalis, and most organic chemicals (acetone, alcohol, ketones).

Type: Stainless
Seal Element: EPDM (Black) or EPDM (Blue)
Pressure Plates: Reinforced Nylon Polymer
Bolts & Nuts: 316 Stainless Steel
Temp. Range: -40° to 250° F (-40° to 121° C)*

WITH NITRILE SEAL ELEMENTS Nitrile (Green)



*Sustained operation near temperature limits may affect life expectancy.

Model “O” LINK-SEAL® Modular Seal
Nitrile rubber is resistant to oils, fuel and many solvents (gasoline, motor oil, kerosene, methane, jet fuel, hydraulic fluid, water, etc.)

Type: Oil Resistant
Seal Element: Nitrile (Green)
NOTE: Not U.V. Resistant
Pressure Plates: Reinforced Nylon Polymer
Bolts & Nuts: Steel with 2-part Zinc Dichromate & proprietary corrosion inhibiting coating
Temp. Range: -40° to 210° F (-40° to 99° C)*

Model “OS-316” LINK-SEAL® Modular Seal
Combination of oil resistant rubber and stainless steel hardware

Type: Oil Resistant
Seal Element: Nitrile (Green)
NOTE: Not U.V. Resistant
Pressure Plates: Reinforced Nylon Polymer
Bolts & Nuts: 316 Stainless Steel
Temp. Range: -40° to 210° F (-40° to 99° C)*

WITH SILICONE SEAL ELEMENTS Silicone (Grey)



Sustained operation near temperature limits may affect life expectancy.

Model “T” LINK-SEAL® Modular Seal
Silicone rubber is ideal for temperature extremes. The “T” model is one-hour Factory Mutual approved.

Type: High/Low Temperature
Seal Element: Silicone (Grey)
Pressure Plates: Steel Zinc Dichromate
Bolts: Steel with 2-part Zinc Dichromate & proprietary corrosion inhibiting coating.
Temp. Range: -67° to 400° F (-55° to 204° C)*

Models “FD/FS” LINK-SEAL® Modular Seal
Double seal for added protection

Type: Fire Seals
Seal Element: Silicone (Grey)
Pressure Plates: Steel zinc dichromate
Bolts: Steel with 2-part Zinc Dichromate & proprietary corrosion inhibiting coating.
Temp. Range: -67° to 400° F (-55° to 204° C)*
NOTE: Sustains a constant temp. of 325° F (163° C)

MATERIAL PROPERTIES OF LINK-SEAL® MODULAR SEAL ELEMENTS

Property	ASTM Method	EPDM (EPDM L)	Nitrile	Silicone
Hardness (shore A)	D-2240	50 ±5 (40 ±5)	50 ±5	50 ±5
Tensile	D-412	1450 psi	1300 psi	860 psi
Elongation	D-412	400%	300%	250%
Compression Set	S-395	15% 22 hrs. @ 158° F (70° C)	45% 22 hrs. @ 212° F (100° C)	40% 22 hrs. @ 350° F (177° C)
Specific Gravity	D-297	1.10	1.15	1.40

BOLT & NUT SPECIFICATION

Carbon Steel

Carbon steel, zinc dichromated per ASTM B633, with an additional corrosion inhibiting proprietary organic coating. (passes 1470 hour salt spray test)

Tensile Strength = 60,000 psi, minimum.

Stainless Steel

ANSI Type = 316, Per ASTM F593-95

Tensile Strength = 85,000 psi, average

MATERIAL PROPERTIES OF COMPOSITE PRESSURE PLATES

Property	ASTM Method	Value
Izod Impact - Notched	D-256	1.11 ft-lb/in
Tensile Strength @ Yield	D-638	20,000 psi
Tensile Strength - Break	D-638	20,250 psi
Flexural Strength @ Yield	D-790	30,750 psi
Flexural Modulus	D-790	1,124,000 psi
Elongation, Break	D-638	11.07%
Specific Gravity	D-792	1.38
Moisture Content	--	0.18%